

IPEDS 2021-22 Data Collection System

IPEDS HELP DESK (877) 225-2568 | ipedshelp@rti.org

OMB NO. 1850-0582 v.29 : Approval Expires 8/31/2022

User ID: P1961491

Student Financial Aid 2021-22

Institution: SUNY Cortland (196149)

User ID: P1961491

Overview

IPEDS Student Financial Aid Component Overview - Public Academic Reporters

Welcome to the Student Financial Aid (SFA) component. The purpose of the SFA component is to collect information about financial aid provided to various groups of undergraduate students and military/veteran educational benefits for all students at your institution.

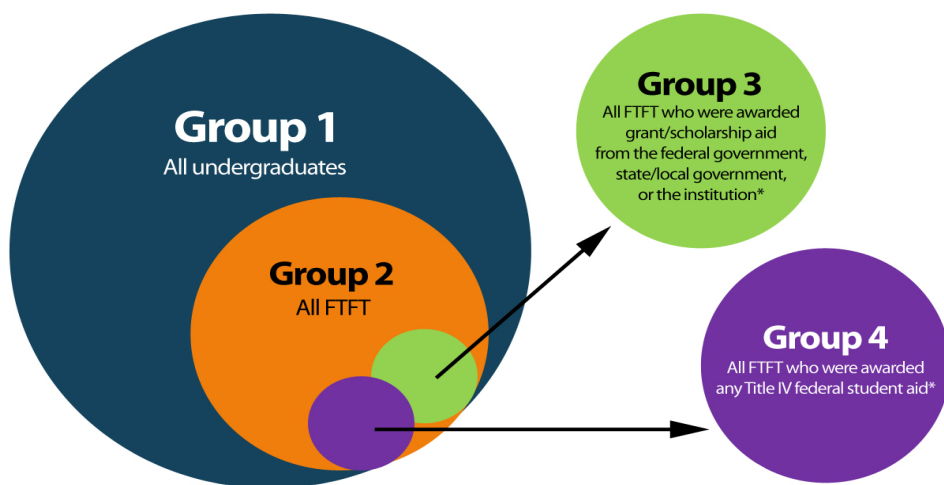
Data Reporting Reminders:

- Report data to accurately reflect the time period corresponding with the IPEDS survey component, even if such reporting is seemingly inconsistent with prior-year reporting. For example, if a summer term began later than usual due to Coronavirus Pandemic postponements, continue to report using the timeframes as defined in the IPEDS instructions. NCES expects that some data reported during the 2021-22 data collection year will vary from established prior trends due to the impacts of Coronavirus Pandemic. If an error edit is triggered even when submitting accurate data, please indicate in the corresponding context box or verbally to the Help Desk that the seemingly inconsistent data are accurate and reflect the effects of Coronavirus Pandemic.

- Undergraduate Student Groups

You will be asked to report information for different groups of students.

- Group 1: All undergraduate students
- Group 2: Of Group 1, full-time, first-time degree/certificate-seeking students (FTFT)
- Group 3: Of Group 2, FTFT students who paid the in-state/in-district tuition rate and were awarded any grant/scholarship aid from the federal government, state/local government, or the institution
- Group 4: Of Group 2, FTFT students who paid the in-state/in-district tuition rate and were awarded any Title IV federal student aid



*For public institutions, include only those students paying the in-state or in-district tuition rate. For program reporters, include only those students enrolled in the institution's largest program.

- COA Revisions

Revisions to Cost of Attendance (COA) used to calculate the net price of attendance can be made in this component.

Consult the instructions and screens to make sure you are reporting the correct aid amounts for the correct groups of students.

- College Affordability and Transparency Lists

Net price amounts calculated in SFA will be used to populate the U.S. Department of Education's College Affordability and Transparency lists.

- Interactive Edits and Error Messages

SFA contains interactive edits that will check for blank fields, invalid values, or values that fall outside expected ranges. Some error messages will require you to confirm or explain the values that you entered. Some error messages are fatal and will require you to contact the IPEDS Help Desk at (877) 225-2568 for resolution.

- Context Boxes

You will find optional text boxes throughout SFA. Context boxes allow you to provide more information about the data you enter. Some of these context boxes may be made available to the public on College Navigator, so make sure that the information you enter can be understood easily by students, parents, and the general public.

Changes to reporting for 2021-22:

There is a new FAQ about reporting financial aid awards for students who attend in the summer.

Resources:

- To download the survey materials for this component: [Survey Materials](#)
- To access your prior year data submission for this component: [Reported Data](#)

If you have questions about completing this survey, please contact the IPEDS Help Desk at 1-877-225-2568.

Institution: SUNY Cortland (196149)


User ID: P1961491

Section 1: Part A

Part A - Establish Your Groups

Reporting Reminders:

- Part A establishes the number of students in various groups. Note that the numbers on this screen will be carried forward to other parts of the Student Financial Aid component.
- In the fields below, report the number of students in each of the following groups.

		 Fall 2020	YOUR PRIOR YEAR DATA
			Fall 2019
01	Group 1 All <u>undergraduate</u> students	<input type="text" value="6,256"/>	6,295
02	Group 2 Of those in Group 1, those who are <u>full-time</u> , <u>first-time</u> degree/certificate-seeking	<input type="text" value="1,283"/>	1,207
02a	Of those in Group 2, those who were awarded any <u>Federal Work Study</u> , <u>loans to students</u> , or grant or scholarship aid from the federal government, state/local government, the institution, or other sources known to the institution	<input type="text" value="1,103"/>	1,031
02b	Of those in Group 2, those who were awarded any <u>loans to students</u> or grant or scholarship aid from the federal government, state/local government, or the institution	<input type="text" value="1,086"/>	1,015
03	Group 3 Of those in Group 2, those who paid the in-state or in-district tuition rate and who were awarded grant or scholarship aid from the federal government, state/local government, or the institution	<input type="text" value="828"/>	785
04	Group 4 Of those in Group 2, those who paid the in-state or in-district tuition rate and who were awarded any <u>Title IV federal student aid</u>	<input type="text" value="956"/>	878

Institution: SUNY Cortland (196149)

User ID: P1961491

Section 1: Part B

Part B - Enter Information About Group 1

Reporting Reminders:


- Group 1 students are **ALL undergraduate** students (including first-time students) enrolled in Fall 2020.
- For this part, report:

For These Students	The Following Type(s) of Aid	Awarded in This Period
<ul style="list-style-type: none"> • All undergraduate students enrolled in Fall 2020 	<ul style="list-style-type: none"> • Grant or scholarship aid from: <ul style="list-style-type: none"> ○ federal government ○ state/local government ○ the institution ○ other sources known to the institution • Loans to students from: <ul style="list-style-type: none"> ○ the federal government 	<ul style="list-style-type: none"> • Any time during academic year 2020-21

- In the fields below, report the number of Group 1 students and the total amount of aid awarded to these students for each type of aid.

Information from Part A	Fall 2020
Group 1: All undergraduate students (This number is carried forward from Part A, Line 01.)	6,256

Aid Type		2020-21			
		Number of Group 1 students who were awarded aid	Percentage of Group 1 students who were awarded aid	Total amount of aid awarded to Group 1 students	Average amount of aid awarded to Group 1 students
01	Grant or scholarship aid from the federal government, state/local government, the institution, and other sources known to the institution (Do NOT include federal student loans)	3,979	64	34,143,647	8,581
	02 Pell Grants	1,844	29	8,507,323	4,614
03	Federal student loans	3,925	63	24,316,542	6,195

 You may use the box below to provide additional context for the data you have reported above. Context notes will be posted on the College Navigator website. Therefore, you should write all context notes using proper grammar (e.g., complete sentences with punctuation) and common language that can be easily understood by students and parents (e.g., spell out acronyms).

Non-applicable

Institution: SUNY Cortland (196149)

User ID: P1961491

Section 1: Part C, Page 1

Part C, Page 1 - Enter Information about Group 2

Reporting Reminders:

- Group 2 students are all full-time, first-time degree/certificate-seeking undergraduate students enrolled in Fall 2020.
- In the fields below, report the number of Group 2 students paying in-district, in-state, and out-of-state tuition rates. If your institution does not offer different rates, report all students as paying in-state tuition rates.

Information from Part A	Fall 2020
Group 2: Full-time, first-time degree/certificate-seeking undergraduates (This number is carried forward from Part A, Line 02)	1,283

Group 2 students:					YOUR PRIOR YEAR DATA
			Fall 2020		Fall 2019
			Number of Group 2 students	Percentage of Group 2 students	Percentage of Group 2 students
01	01a	<u>paying in-district tuition rates</u>	<input type="text" value="0"/>	0	0
	01b	<u>paying in-state tuition rates</u>	<input type="text" value="1,245"/>	97	97
	01c	<u>paying out-of-state tuition rates</u>	<input type="text" value="38"/>	3	3
	01d	Unknown (calculated value) This value is calculated using the following formula: [A02-(C01a+C01b+C01c)]	0	0	0

Institution: SUNY Cortland (196149)

User ID: P1961491

Section 1: Part C, Page 2

Part C, Page 2 - Enter Information about Group 2

Reporting Reminders:

- Part C includes financial aid information about Group 2. Group 2 students are all full-time, first-time degree/certificate-seeking undergraduate students enrolled in Fall 2020.
- For this part, report:

For These Students	The Following Type(s) of Aid	Awarded in This Period
<ul style="list-style-type: none"> Full-time, first-time degree/certificate-seeking undergraduate students enrolled in Fall 2020 	<ul style="list-style-type: none"> Grant or scholarship aid from: <ul style="list-style-type: none"> federal government state/local government the institution Loans to students from: <ul style="list-style-type: none"> the federal government other sources, including private or other loans Do not include: <ul style="list-style-type: none"> grant or scholarship aid from private or other sources PLUS loans or loans made to anyone other than the student 	<ul style="list-style-type: none"> Any time during academic year 2020-21 For program reporters, this is the aid year period from July 1, 2020 through June 30, 2021.

- In the fields below, report the number of Group 2 students and the total amount of aid awarded to these students for each type of aid. Enter unduplicated student counts within a category (e.g., Pell Grants). However, a student can appear in more than one aid category.

Information from Part A	Fall 2020
Group 2: Full-time, first-time degree/certificate-seeking undergraduates (This number is carried forward from Part A, Line 02)	1,283
Group 2a: (This number is carried forward from Part A, Line 02a) <ul style="list-style-type: none"> Of those in Group 2, those who were awarded: <ul style="list-style-type: none"> Federal Work Study Loans to students Grant or scholarship aid from the federal government, state/local government, or the institution Other sources known to the institution 	1,103
Group 2b (This number is carried forward from Part A, Line 02b) <ul style="list-style-type: none"> Of those in Group 2, those who were awarded: <ul style="list-style-type: none"> Loans to students Grant or scholarship aid from the federal government, state/local government, or the institution 	1,086


Group 3 (This number is carried forward from Part A, Line 03)

- Of those in Group 2, those who **Paid the in-state or in-district tuition rate and** were awarded:
 - Grant or scholarship aid from the federal government, state/local government, or the institution

828

Aid Type		Fall 2020				YOUR PRIOR YEAR DATA
		Number of Group 2 students who were awarded aid	Percentage of Group 2 students who were awarded aid	Total amount of aid awarded to Group 2 students	Average amount of aid awarded to Group 2 students	Fall 2019
						Average amount of aid awarded to Group 2 students
01	Grants or scholarships from the federal government, state/local government, or the institution	866	67	7,186,804	8,299	8,341
02	<u>Federal grants</u>	551	43	3,099,282	5,625	4,966
	02a <u>Pell Grants</u>	357	28	1,683,324	4,715	4,624
	02b <u>Other federal grants</u>	521	41	1,415,958	2,718	2,548
03	<u>State/local government grants or scholarships</u> (includes <u>fellowships</u> /tuition waivers/exemptions)	626	49	2,451,700	3,916	4,349
04	<u>Institutional grants or scholarships</u> (includes <u>fellowships</u> /tuition waivers/exemptions)	756	59	1,635,822	2,164	2,185
05	<u>Loans to students</u>	873	68	6,431,635	7,367	7,519
	05a <u>Federal loans</u>	863	67	4,350,078	5,041	5,281

05b	Other loans (including private loans)	164	13	2,081,557	<input checked="" type="checkbox"/> 12,692	11,757
-----	---------------------------------------	-----	----	-----------	--	--------

 You may use the box below to provide additional context for the data you have reported above. Context notes will be posted on the College Navigator website. Therefore, you should write all context notes using proper grammar (e.g., complete sentences with punctuation) and common language that can be easily understood by students and parents (e.g., spell out acronyms).

Non-applicable 

Institution: SUNY Cortland (196149)

User ID: P1961491

Section 1: Comparison Chart

Comparison Chart

Reporting Reminders:

- Based on the information reported on the previous screens for Group 1 (all undergraduates) and Group 2 (full-time, first-time degree/certificate-seeking undergraduates), this comparison chart seeks to help institutions check their reported data. Assuming that the information on Groups 1 and 2 is correct, then the calculated fields for 'All Other Undergraduates' should be the balance (Group 1 minus Group 2). If the balance does not check with your institution's calculations, please correct your reported numbers for Groups 1 and 2 before moving forward with the completion of the SFA survey component.

Note:

- Data for the 'All Other Undergraduates' will appear in the IPEDS Data Center for data users, but not in College Navigator.

		Number of students	Pell grants	Federal Student Loans
01	Group 1 (all undergraduates)		6,256	
02	Number of students who were awarded aid		1,844	3,925
03	Percentage who were awarded aid		29	63
04	Total amount of aid awarded		8,507,323	24,316,542
05	Average amount of aid awarded		4,614	6,195
06	Group 2 (Full-time, first-time undergraduates)		1,283	
07	Number of students who were awarded aid		357	863
08	Percentage who were awarded aid		28	67
09	Total amount of aid awarded		1,683,324	4,350,078
10	Average amount of aid awarded		4,715	5,041
11	All other undergraduates (Line 01 - Line 06)		4,973	
12	Number of students who were awarded aid (Line 02 - Line 07)		1,487	3,062
13	Percentage who were awarded aid (Line 12 / Line 11)		30	62
14	Total amount of aid awarded (Line 04 - Line 09)		6,823,999	19,966,464

15	Average amount of aid awarded (Line 14 / Line 12)		4,589	6,521
----	--	--	-------	-------

Institution: SUNY Cortland (196149)

User ID: P1961491

Section 1: Cost of Attendance

Cost of attendance for full-time, first-time undergraduate students

Reporting Reminders:

- Please enter the amounts requested below. These data will be made available to the public on College Navigator. If your institution participates in any Title IV programs (Pell, Stafford, etc.), you must complete all information.
- **Estimates of expenses for books and supplies, room and board, and other expenses are those from the **Cost of Attendance report** used by the financial aid office in determining financial need. Please talk to your financial aid office to get these numbers to ensure that you are reporting correctly.**
- **These numbers are carried forward from Institutional Characteristics and should only be changed if an error was made in the reporting.**

Charges for full academic year	2018-19	2019-20	2020-21
Published <u>tuition</u> and <u>required fees</u> :			
<u>In-district</u>			
Tuition	6,870	7,070	7,070
Required fees	1,666	1,736	1,607
Tuition + fees total	8,536	8,806	8,677
<u>In-state</u>			
Tuition	6,870	7,070	7,070
Required fees	1,666	1,736	1,607
Tuition + fees total	8,536	8,806	8,677
<u>Out-of-state</u>			
Tuition	16,650	16,980	16,980
Required fees	1,666	1,736	1,607
Tuition + fees total	18,316	18,716	18,587
i <u>Books and supplies</u>			
	1,000	1,000	1,000
<u>On-campus:</u>			

<u>Room and board</u>	12,886	13,100	13,100
<u>Other expenses</u>	2,798	2,838	2,860
Room and board and other expenses	15,684	15,938	15,960
<u>Off-campus (not with family):</u>			
<u>Room and board</u>	12,886	13,100	13,100
<u>Other expenses</u>	2,798	2,838	2,860
Room and board and other expenses	15,684	15,938	15,960
i <u>Off-campus (with family):</u>			
<u>Other expenses</u>	3,198	3,238	3,260

Institution: SUNY Cortland (196149)

User ID: P1961491

Section 1: Part D

Part D - Enter Information about Group 3

Reporting Reminders:


- Group 3 students are all full-time, first-time degree/certificate-seeking undergraduate students enrolled in Fall 2020 who paid the in-state or in-district tuition rate and who were awarded grant or scholarship aid from the following sources: the federal government, state/local government, or the institution. The information you report in this part will be used in Part F to calculate average institutional net price.
- For this part, report:

For These Students	The Following Type(s) of Aid	Awarded in This Period
<ul style="list-style-type: none"> Full-time, first-time degree/certificate-seeking undergraduate students enrolled in Fall 2020 who paid the in-state or in-district tuition rate and who were awarded grant or scholarship aid from the following sources: the federal government, state/local government, or the institution Do not include students who were awarded only grant or scholarship aid from private or other sources, or students who were awarded only non-grant aid 	<ul style="list-style-type: none"> Grant or scholarship aid from: <ul style="list-style-type: none"> federal government state/local government the institution Do not include grant or scholarship aid from private or other sources 	<ul style="list-style-type: none"> Any time during academic year 2020-21

- In the fields below, report the number of Group 3 students with each type of living arrangement and the total amount of grant or scholarship aid from the federal government, state/local government, or the institution awarded to these students.

Information from Part A:		YOUR PRIOR YEAR DATA 2018-2019	YOUR PRIOR YEAR DATA 2019-2020	2020-2021
Group 3 Full-time, first-time degree/certificate-seeking undergraduate students who paid the in-state or in-district tuition rate and who were awarded grant or scholarship aid from the following sources: the federal government, state/local government, or the institution (This number is carried forward from Part A, Line 03)		770	785	828
01	Report the number of Group 3 students with the following living arrangements:	YOUR PRIOR YEAR DATA	YOUR PRIOR YEAR DATA	
		2018-19	2019-20	2020-21
01a	<u>On-campus</u>	744	760	796
01b	<u>Off-campus (with family)</u>	14	15	16

01c	Off-campus (not with family)	7	6	10
01d	Unknown (calculated) This value is calculated using the following formula: [A03-(D01a+D01b+D01c)]	5	4	6
02	Report the total amount of grant or scholarship aid from the federal government, state/local government, or the institution awarded to Group 3 students	6,143,473	6,088,954	6,365,173
03	Average grant or scholarship aid from the federal government, state/local government, or the institution awarded to Group 3 students (calculated value). This value is calculated using the following formula: [D02/A03]	7,979	7,757	7,687

 The notes below provide context for the data you've reported above and **may** be posted on the College Navigator website. Choose one option that best explains your data or choose "Non-applicable" if you do not wish to provide context notes. If none of the options provided explain your institution's data, then choose "Other" and write your own context notes. Therefore, you should write all context notes using proper grammar (e.g., complete sentences with punctuation) and common language that can be easily understood by students and parents (e.g., spell out acronyms).

Non-applicable ▼

Institution: SUNY Cortland (196149)

User ID: P1961491

Section 1: Part E

Part E – Enter Information about Group 4

Reporting Reminders:

- Part E includes financial aid information about Group 4, undergraduate students enrolled in Fall 2020 who paid the in-state or in-district tuition rate and who were awarded any Title IV federal student aid, including federal grants or federal student loans. The information you report in this part will be used in Part G to calculate average institutional net price by income level.
- For this part, report:

For These Students	The Following Type(s) of Aid	Awarded in This Period
<ul style="list-style-type: none"> • Full-time, first-time degree/certificate-seeking undergraduate students enrolled in Fall 2020 who paid the in-state or in-district tuition rate and who were awarded any Title IV federal student aid 	<ul style="list-style-type: none"> • Grant or scholarship aid from: <ul style="list-style-type: none"> ◦ federal government ◦ state/local government ◦ the institution • Do not include: <ul style="list-style-type: none"> ◦ grant or scholarship aid from private or other sources ◦ loan amounts ◦ Federal Work Study amounts 	<ul style="list-style-type: none"> • Any time during academic year 2020-21

- In the fields below, report the number of Group 4 students with each type of living arrangement and the total amount of grant or scholarship aid from the federal government, state/local government, or the institution awarded to these students by income level.

Information from Part A:		2018-19	2019-20	2020-21
Group 4 Full-time, first-time degree/certificate-seeking undergraduate students who paid the in-state or in-district tuition rate and who were awarded any Title IV federal student aid (This number is carried forward from Part A, Line 04)		900	878	956
01	Report the number of Group 4 students with the following living arrangements:	YOUR PRIOR YEAR DATA	YOUR PRIOR YEAR DATA	
		2018-19	2019-20	2020-21
01a	<u>On-campus</u>	880	860	932
01b	<u>Off-campus (with family)</u>	14	11	16
01c	<u>Off-campus (not with family)</u>	6	7	8


01d	Unknown (calculated) This value is calculated using the formula: [A04-(E01a+E01b+E01c)]	0	0	0
-----	---	---	---	---

		Number of students who were awarded any Title IV aid (Group 4)	Of those in Column 1, the number who were awarded any grant or scholarship aid from the following sources: the federal government, state/local government, or the institution	Of those in Column 1, the total amount of grant or scholarship aid awarded from the following sources: the federal government, state/local government, or the institution	i Average amount of federal, state/local, and institutional grant or scholarship aid awarded to Group 4 students	
2018-19						
		Col. 1	Col. 2	Col. 3	Col. 4	
02	Income level					
	02a	\$0-30,000	170	170	2,180,090	12,824
	02b	\$30,001-48,000	107	107	1,122,417	10,490
	02c	\$48,001-75,000	133	132	927,389	6,973
	02d	\$75,001-110,000	177	166	988,808	5,586
	02e	\$110,001 and more	313	118	470,461	1,503
	02f	Total all income levels	900	693	5,689,165	6,321

2019-20						
		Col. 1	Col. 2	Col. 3	Col. 4	
03	Income level					
	03a	\$0-30,000	145	145	2,020,056	13,931
	03b	\$30,001-48,000	77	76	851,632	11,060
	03c	\$48,001-75,000	112	112	771,067	6,885
	03d	\$75,001-110,000	161	155	991,148	6,156

	03e	\$110,001 and more	383	188	908,344	2,372
	03f	Total all income levels	878	676	5,542,247	6,312

2020-21						
		Col. 1	Col. 2	Col. 3	Col. 4	
04	 Income level					
	04a	\$0-30,000	158	158	2,198,939	13,917
	04b	\$30,001-48,000	100	100	1,082,785	10,828
	04c	\$48,001-75,000	125	125	772,950	6,184
	04d	\$75,001-110,000	171	161	962,764	5,630
	04e	\$110,001 and more	402	192	863,078	2,147
	04f	Total all income levels	956	736	5,880,516	6,151

 The notes below provide context for the data you've reported above and **may** be posted on the College Navigator website. Choose one option that best explains your data or choose "Non-applicable" if you do not wish to provide context notes. If none of the options provided explain your institution's data, then choose "Other" and write your own context notes. Therefore, you should write all context notes using proper grammar (e.g., complete sentences with punctuation) and common language that can be easily understood by students and parents (e.g., spell out acronyms).

Non-applicable 

Institution: SUNY Cortland (196149)

User ID: P1961491

Section 1: Part F


Part F – Net Price Calculation for Group 3

Note:

- The following net price calculation is based on information that your institution reported in the Institutional Characteristics component and the Student Financial Aid component. For more information about the data your institution reported in the Institutional Characteristics component, please contact your institution's IPEDS Keyholder.

Components of cost of attendance		YOUR PRIOR YEAR DATA	YOUR PRIOR YEAR DATA	2020-21
		2018-19	2019-20	
01	Published <u>tuition</u> and <u>required fees</u> (lower of in-district or in-state)	8,536	8,806	8,677
02	<u>Books and supplies</u>	1,000	1,000	1,000
03	<u>Room and board</u> and <u>other expenses</u> by living arrangement			
	03a <u>On-campus</u>	15,684	15,938	15,960
	03b <u>Off-campus (with family)</u>	3,198	3,238	3,260
	03c <u>Off-campus (not with family)</u>	15,684	15,938	15,960
04	Number of Group 3 students by living arrangement			
	04a <u>On-campus</u>	744	760	796
	04b <u>Off-campus (with family)</u>	14	15	16
	04c <u>Off-campus (not with family)</u>	7	6	10
	04d Unknown	5	4	6
05	Weighted average for room and board and other expenses by living arrangement (excluding unknown values) See instructions for the formula for this calculation	15,455	15,694	15,713
06	Total cost of attendance This value is calculated using the following formula: [F01+F02+F05]	24,991	25,500	25,390
07	Average amount of grant or scholarship aid awarded to Group 3 students from the following sources: the federal government, state/local government, and the institution	7,979	7,757	7,687

08	Average institutional <u>net price</u> for Group 3 students This value is calculated using the following formula: [F06-F07]	17,012	17,743	17,703
As required by the <i>Higher Education Act, as amended (2008)</i> , these amounts will be posted on the U.S. Department of Education's College Navigator website and used in the U.S. Department of Education's College Affordability and Transparency Lists.				

 The notes below provide context for the data you've reported above and **may** be posted on the College Navigator website. Choose one option that best explains your data or choose "Non-applicable" if you do not wish to provide context notes. If none of the options provided explain your institution's data, then choose "Other" and write your own context notes. Therefore, you should write all context notes using proper grammar (e.g., complete sentences with punctuation) and common language that can be easily understood by students and parents (e.g., spell out acronyms).

Non-applicable 

Institution: SUNY Cortland (196149)

User ID: P1961491

Section 1: Part G

Part G – Net Price Calculation for Group 4

Note:

- The following net price calculation is based on information that your institution reported in the Institutional Characteristics component and the Student Financial Aid component. For more information about the data your institution reported in the Institutional Characteristics component, please contact your institution's IPEDS Keyholder.

Components of cost of attendance		YOUR PRIOR YEAR DATA	YOUR PRIOR YEAR DATA	2020-21
		2018-19	2019-20	
01	Published <u>tuition</u> and <u>required fees</u> (lower of in-district or in-state)	8,536	8,806	8,677
02	<u>Books and supplies</u>	1,000	1,000	1,000
03	<u>Room and board</u> and <u>other expenses</u> by living arrangement			
	03a <u>On-campus</u>	15,684	15,938	15,960
	03b <u>Off-campus (with family)</u>	3,198	3,238	3,260
	03c <u>Off-campus (not with family)</u>	15,684	15,938	15,960
04	Number of Group 4 students by living arrangement			
	04a <u>On-campus</u>	880	860	932
	04b <u>Off-campus (with family)</u>	14	11	16
	04c <u>Off-campus (not with family)</u>	6	7	8
	04d Unknown	0	0	0
05	Weighted average for room and board and other expenses by living arrangement (excluding unknown values) See instructions for the formula for this calculation	15,490	15,779	15,747
06	Total cost of attendance by income level This value is calculated using the following formula: [G01+G02+G05]	25,026	25,585	25,424
07	Average amount of grant or scholarship aid awarded to Group 4 students from the following sources: the federal government, state/local government, and the institution	6,321	6,312	6,151

	07a	\$0-30,000	12,824	13,931	13,917
	07b	\$30,001-48,000	10,490	11,060	10,828
	07c	\$48,001-75,000	6,973	6,885	6,184
	07d	\$75,001-110,000	5,586	6,156	5,630
	07e	\$110,001 and more	1,503	2,372	2,147
08	Average institutional <u>net price</u> for Group 4 students This value is calculated using the following formula: [G06-G07]				
	08a	\$0-30,000	12,202	11,654	11,507
	08b	\$30,001-48,000	14,536	14,525	14,596
	08c	\$48,001-75,000	18,053	18,700	19,240
	08d	\$75,001-110,000	19,440	19,429	19,794
	08e	\$110,001 and more	23,523	23,213	23,277

As required by the *Higher Education Act, as amended (2008)*, these amounts will be posted on the U.S. Department of Education's College Navigator website.



The notes below provide context for the data you've reported above and **may** be posted on the College Navigator website.

Choose one option that best explains your data or choose "Non-applicable" if you do not wish to provide context notes. If none of the options provided explain your institution's data, then choose "Other" and write your own context notes. Therefore, you should write all context notes using proper grammar (e.g., complete sentences with punctuation) and common language that can be easily understood by students and parents (e.g., spell out acronyms).

Non-applicable

Institution: SUNY Cortland (196149)

User ID: P1961491

Section 2: Military Servicemembers and Veteran's Benefits - Undergraduate and Graduate

Section 2: Military Servicemembers and Veteran's Benefits

Important Note:

- Report for **Post-9/11 GI Bill Benefits**: July 1, 2020 - June 30, 2021.
- Report for **Department of Defense Tuition Assistance Program**: October 1, 2020 - September 30, 2021

Reporting Reminders:

- Report the total number of student recipients and the total dollar amounts for each program.
- Student recipients can also include eligible dependents.
- Consult with your campus certifying official, who may not be in the student financial aid office.
- For Post-9/11 GI Bill Benefits, do not include the matching institutional aid provided through the [Yellow Ribbon Program](#) if your school participated.
- Information reported to IPEDS is only what is known to the institution.
- Enter zero (0) if your institution did not have beneficiaries for that student level or program. Please do not leave a cell blank.

Type of benefit/assistance	Number of students receiving benefits/assistance	Total dollar amount of benefits/assistance disbursed through the institution	Average dollar amount of benefits/assistance disbursed through the institution	YOUR PRIOR YEAR DATA
				Average dollar amount of benefits/assistance disbursed through the institution
<u>Post-9/11 GI Bill Benefits</u>				
Undergraduate students	30	167,824	<input checked="" type="checkbox"/> 5,594	7,811
Graduate students	6	16,985	<input checked="" type="checkbox"/> 2,831	5,608
Total	36	184,809	5,134	7,357

<u>Department of Defense Tuition Assistance Program</u>				
Undergraduate students	0	0		
Graduate students	0	0		
Total	0	0		

Institution: SUNY Cortland (196149)

User ID: P1961491

Prepared by

Prepared by

Reporting Reminders:

- The name of the preparer is being collected so that we can follow up with the appropriate person in the event that there are questions concerning the data.
- The Keyholder will be copied on all email correspondence to other preparers.
- The time it took to prepare this component is being collected so that we can continue to improve our estimate of the reporting burden associated with IPEDS.
- Please include in your estimate the time it took for you to review instructions, query and search data sources, complete and review the component, and submit the data through the Data Collection System.
- Thank you for your assistance.

This survey component was prepared by:

<input type="radio"/>	Keyholder	<input type="radio"/>	SFA Contact	<input type="radio"/>	HR Contact
<input type="radio"/>	Finance Contact	<input type="radio"/>	Academic Library Contact	<input type="radio"/>	Other

Name:

Email:

How many staff from your institution only were involved in the data collection and reporting process of this survey component?

Number of Staff (including yourself)

How many hours did you and others from your institution only spend on each of the steps below when responding to this survey component?
Exclude the hours spent collecting data for state and other reporting purposes.

Staff member	Collecting Data Needed	Revising Data to Match IPEDS Requirements	Entering Data	Revising and Locking Data
Your office	<input type="text"/> hours	<input type="text"/> hours	<input type="text"/> hours	<input type="text"/> hours
Other offices	<input type="text"/> hours	<input type="text"/> hours	<input type="text"/> hours	<input type="text"/> hours

Institution: SUNY Cortland (196149)

User ID: P1961491

Summary

IPEDS Student Financial Aid (SFA) Survey Summary

IPEDS collects important information regarding your institution. All data reported in IPEDS survey components become available in the IPEDS Data Center and appear as aggregated data in various Department of Education reports. Additionally, some of the reported data appears specifically for your institution through the College Navigator website and is included in your institution's Data Feedback Report (DFR). The purpose of this summary is to provide you an opportunity to view some of the data that, when accepted through the IPEDS quality control process, will appear on the College Navigator website and/or your DFR. College Navigator is updated approximately three months after the data collection period closes and Data Feedback Reports will be available through the [Data Center](#) and sent to your institution's CEO in November 2021.

Please review your data for accuracy. If you have questions about the data displayed below after reviewing the data reported on the survey screens, please contact the IPEDS Help Desk at: 1-877-225-2568 or ipedshelp@rti.org.

Total grant aid awarded to all undergraduate students		\$34,143,647
Number of undergraduate students who were awarded a Pell Grant		1,844
Percentage of FTFT students who were awarded any financial aid		86%
	Percentage of FTFT students who were awarded grant aid by type	Average amount of grant aid awarded by type
Total	67%	\$8,299
Federal Government	43%	\$5,625
Pell	28%	\$4,715
Other Federal	41%	\$2,718
State/Local Government	49%	\$3,916
Institutional	59%	\$2,164
	Percentage of FTFT students who were awarded and accepted loans by type	Average amount of loans awarded and accepted by type
Total	68%	\$7,367
Federal	67%	\$5,041
Non-federal	13%	\$12,692

Average net price for FTFT students who were awarded grant aid	\$17,703
Average net price for FTFT students who were awarded Title IV federal student aid	
\$0 – 30,000	\$11,507
\$30,001 – 48,000	\$14,596
\$48,001 – 75,000	\$19,240
\$75,001 – 110,000	\$19,794
\$110,001 and more	\$23,277

Military Service members and Veteran's Benefits			
		Number of students receiving benefits/assistance	Total dollar amount of benefits/assistance awarded through the institution
Post-9/11 GI Bill Benefits			
	Undergraduate students	30	\$167,824
	Graduate students	6	\$16,985
	Total	36	\$184,809
Department of Defense Tuition Assistance Program			
	Undergraduate students	0	N/A
	Graduate students	0	N/A
	Total	0	N/A

Institution: SUNY Cortland (196149)

User ID: P1961491

Edit Report

Student Financial Aid

Source	Description	Severity	Resolved	Options
Screen: Part C, Page 2 - Enter Information about Group 2				
Upload File	The average amount of this type of aid awarded to Group 2 students is outside the expected range of between 11,075 and 12,439 when compared with the prior year value. Please check the number of students and the total amount of aid awarded to these students, and correct or explain the discrepant values. (Error #7147)	Explanation	Yes	
Reason	The data reported are accurate and verified			
Screen: Military Servicemembers and Veteran's Benefits				
Upload File	This value is out of range compared to the prior year amount. Please correct your data or explain. (Error #7265)	Explanation	Yes	
Reason	The data reported are accurate and verified, average based upon small number of students			
Upload File	This value is out of range compared to the prior year amount. Please correct your data or explain. (Error #7265)	Explanation	Yes	
Reason	The data reported are accurate and verified, average based upon small number of students			