

Institution: SUNY College at Cortland (196149)  
 User ID: P1961491

**Overview**

**Institutional Characteristics Overview**

Welcome to the Institutional Characteristics (IC) component. This component collects important information about your institution's mission, student services, and student charges.

Much of the data reported on IC appear on College Navigator, which is updated once after IC data has been finally reviewed. Thus, errors may stay on College Navigator for a full year.

Additionally, the cost of attendance data are used to calculate the net price of attendance in the Student Financial Aid component. This has important implications for what students see about your institution, and also for the College Affordability and Transparency Center's lists. **Revisions or changes to costs can ONLY be made in the Student Financial Aid component and not in the prior year revision system.**

Remember, it is the responsibility of the keyholder to submit accurate data about the institution. Please contact the IPEDS Help Desk for clarifications to make sure that you are reporting correctly.

**Changes to This Year's IC Component**

There were no changes implemented for the 2015-16 data collection period.

**Common Errors**

Quality control reviews of past IC data indicate frequently made errors. Please review the common errors below to ensure accurate reporting. Additional common errors or tips can be found in the New Keyholder Handbook under Resources.

- Question 2 should only be marked 'YES' if your institution is **EXCLUSIVELY** distance education. Do not mark 'YES' if your courses/programs are also available in person.
- Do not try to outsmart fatal errors; this is falsifying data. Contact the Help Desk to override, or fix, the data.
- Make sure you understand ALL definitions before responding to questions. For example, make sure that you are reporting for an 'ACADEMIC YEAR' or 'PROGRAM' as defined by IPEDS.

&nbsp;

To download the survey materials for this component: [Survey Materials](#)

To access your prior year data submission for this component: [Reported Data](#)

### Part A - Mission Statement and Distance Education

1. Provide the institution's mission statement or a web address (URL) where the mission statement can be found. Typed statements are limited to 2,000 characters or less. The mission statement will be available to the public on College Navigator.

Mission Statement URL:

Please begin URL with "http://" or "https://"

Mission Statement

2. Are all the programs at your institution offered exclusively via distance education?

No

Yes

## Part B - Services and Programs for Servicemembers and Veterans

### 1. Which of the following are available to veterans, military servicemembers, or their families?

- Yellow Ribbon Program (officially known as Post-9/11 GI Bill, Yellow Ribbon Program)
- Credit for military training
- Dedicated point of contact for support services for veterans, military servicemembers, and their families
- Recognized student veteran organization
- Member of Servicemembers Opportunity Colleges
- None of the above



You may use the space below to provide context for the data you've reported above. These context notes will be posted on the College Navigator website, and should be written to be understood by students and parents.

### Part C - Student Services - Special Learning Opportunities

#### 1. Does your institution accept any of the following? [Check all that apply]

- Dual credit (college credit earned while in high school)
- Credit for life experiences
- Advanced placement (AP) credits
- None of the above

#### 2. What types of special learning opportunities are offered by your institution? [Check all that apply]

- ROTC
  - Army
  - Navy
  - Air Force
- Study abroad
- Weekend/evening college
- Teacher certification (for the elementary, middle school/junior high, or secondary level)
  - Do **not** include certifications to teach at the postsecondary level.
  - Students can complete their preparation in certain areas of specialization
  - Students must complete their preparation at another institution for certain areas of specialization
  - This institution is approved by the state for the initial certification or licensure of teachers
- None of the above

#### 3. If your institution grants a bachelor's degree or higher but does not offer a full 4-year program of study at the undergraduate level, how many years of completed college-level work are required for entrance?

Number of years

Select One

### Part C - Student Services - Distance Opportunities

4. Which of the following selected student services are offered by your institution? [Check all that apply]

- Remedial services
- Academic/career counseling services
- Employment services for current students
- Placement services for program completers
- On-campus day care for children of students
- None of the above

5. Does your institution have its own library or are you financially supporting a shared library with another postsecondary education institution?

- Have our own library
- Do not have our own library but contribute financial support to a shared library
- Neither of the above

6. Indicate whether or not any of the following alternative tuition plans are offered by your institution.

- No
  - Yes
- Tuition guarantee
  - Prepaid tuition plan
  - Tuition payment plan
  - Other (specify in box below)

7. Please indicate at what level(s) your institution offers distance education opportunities (courses and/or programs).


- Undergraduate
- Graduate
- The institution does not offer distance education opportunities

You may use the space below to provide context for the alternative tuition plans you've reported above. These context notes will be posted on the College Navigator website, and should be written to be understood by students and parents.

### Part C - Disability Service

Please indicate the percentage of all undergraduate students enrolled during fall 2014 who were formally registered as students with disabilities with the institution's office of disability services (or the equivalent office).

<input type="radio"/>	3 percent or less	
<input checked="" type="radio"/>	More than 3 percent:	7%

 You may use the space below to provide context for the data you've reported above. These context notes will be posted on the College Navigator website, and should be written to be understood by students and parents.

## Part D - Student Charges Questions

### 1. Are all full-time, first-time degree/certificate-seeking students required to live on campus or in institutionally-controlled housing?

If you answer **Yes** to this question, you will not be asked to report off-campus room and board in the price of attendance (D11).

*This is only a screening question, and your response does not show up on College Navigator.*

*If you make any exceptions to this rule, and have even one first-time, full-time student living off-campus, please answer **No** so that this does not cause conflicts with the Student Financial Aid survey. Making changes to the SFA component is very difficult and may lead to inaccurate reporting for your institution.*

No

Yes, and we do not make **ANY** (even one) exceptions to this rule

### 2. Does your institution charge different tuition for in-district, in-state, or out-of-state students?

If you answer **Yes** to this question, you will be expected to report tuition amounts for in-district, in-state, and out-of-state students.

*Please only select **Yes** if you really charge different tuition rates, or you will be reporting the same numbers 3 times.*

No

Yes

### 3. Does your institution offer institutionally-controlled housing (either on or off campus)?

If you answer **Yes** to this question, you will be expected to specify a housing capacity, and to report a room charge or a combined room and board charge (D10).

No

Yes

Specify housing capacity for  
academic year 2015-16  
3,327

### 4. Do you offer board or meal plans to your students?

If you answer **Yes** to this question, you will be expected to report a board charge or combined room and board charge (D10).

No

Yes - Enter the number of meals per week in the maximum meal plan available

Yes - Number of meals per week can vary (e.g., students' charge meals against a meal card)

### Part D - Undergraduate Student Charges

If the institution charges an application fee, indicate the amount.

	Amount	Prior year
<u>Undergraduate application fee</u>	50	50

#### 5. Charges to full-time undergraduate students for the full academic year 2015-16

Please be sure to report an average tuition that includes all students at all levels (freshman, sophomore, etc.).

	In-district	Prior year	In-state	Prior year	Out-of-state	Prior year
All full-time undergraduate students						
Average tuition	6,470	6,170	6,470	6,170	16,320	15,820
Required fees	1,580	1,549	1,580	1,549	1,580	1,549

#### 6. Per credit hour charge for part-time undergraduate students

Please be sure to report an average per credit tuition that includes all students at all levels (freshman, sophomore, etc.).

	In-district	Prior year	In-state	Prior year	Out-of-state	Prior year
Per credit hour charge	270	258	270	258	680	660



**Part D - Graduate Student Charges**

If the institution charges an application fee, indicate the amount.

	Amount	Prior year
Graduate application fee	65	65

*Please do not include tuition for Doctor's Degree – Professional Practice programs.  
 Data for those programs are collected separately.*

**7. Charges to full-time graduate students for the full academic year 2015-16**

	In-district	Prior year	In-state	Prior year	Out-of-state	Prior year
Average tuition	10,870	10,370	10,870	10,370	22,210	20,190
Required fees	1,580	1,549	1,580	1,549	1,580	1,549

**8. Per credit hour charge for part-time graduate students**

	In-district	Prior year	In-state	Prior year	Out-of-state	Prior year
Per credit hour charge	453	432	453	432	925	841

### Part D - Student Charges - Room and Board

#### 10. What are the typical room and board charges for a student for the full academic year 2015-16?

*If your institution offers room or board at no charge to students, enter zero.*


*If you report room and board separately, leave the combined charge blank. If you report a combined charge, leave the room and board charges blank.*


Room and board charges	Amount	Prior year
? Room charge (Double occupancy)	7,820	7,660
? Board charge (Maximum plan)	4,780	4,780
Combined room and board charge (Answer only if you CANNOT separate room and board charges.)	NA	


## Part D - Student Charges - Price of Attendance

### 11. Cost of attendance for full-time, first-time undergraduate students:

Please enter the amounts requested below. These data will be made available to the public on College Navigator. If your institution participates in any Title IV programs (Pell, Stafford, etc.), you must complete all information. **Estimates of expenses for books and supplies, room and board, and other expenses are those from the Cost of Attendance report used by the financial aid office in determining financial need. Please talk to your financial aid office to get these numbers, to ensure that you are reporting correctly.**

 If the **2015-16 tuition and/or fees as reported on this page** for full-time, first-time students are covered by a tuition guarantee program, check the applicable box(es) under 'Tuition Guarantee'. Additionally, please indicate the maximum % increase that is guaranteed. *These numbers are expected to be fairly small. Please contact the Help Desk if you are confused about these values and how to report them.*

Charges for full academic year	2012-13	2013-14	2014-15	2015-16	 Tuition Guarantee (check only if applicable to entering students in 2015-16)	Guaranteed increase %
<b>Published tuition and required fees:</b>						
<u>In-district</u>						
Tuition	5,570	5,870	6,170	6,470	<input type="checkbox"/>	
Required fees	1,372	1,457	1,549	1,580	<input type="checkbox"/>	
Tuition + fees total	6,942	7,327	7,719	8,050		
<u>In-state</u>						
Tuition	5,570	5,870	6,170	6,470	<input type="checkbox"/>	
Required fees	1,372	1,457	1,549	1,580	<input type="checkbox"/>	
Tuition + fees total	6,942	7,327	7,719	8,050		
<u>Out-of-state</u>						
Tuition	14,820	15,320	15,820	16,320	<input type="checkbox"/>	
Required fees	1,372	1,457	1,549	1,580	<input type="checkbox"/>	
Tuition + fees total	16,192	16,777	17,369	17,900		
<u>Books and supplies</u>	1,000	1,000	1,000	1,000		
<b>On-campus:</b>						
Room and board	11,430	11,790	12,040	12,200		
Other expenses	2,468	2,517	2,660	2,704		
Room and board and other expenses	13,898	14,307	14,700	14,904		
<b>Off-campus (not with family):</b>						
Room and board	11,430	11,790	12,040	12,200		
Other expenses	2,468	2,517	2,660	2,704		
Room and board and other expenses	13,898	14,307	14,700	14,904		
<b>Off-campus (with family):</b>						
Other expenses	2,868	2,917	3,060	3,104		

 You may use the space below to provide context for the data you've reported above. These context notes will be posted on the College Navigator website, and should be written to be understood by students and parents.

**Part E - Athletic Association**

**1. Is this institution a member of a national athletic association?**

- No
- Yes - Check all that apply
- National Collegiate Athletic Association (NCAA)
  - National Association of Intercollegiate Athletics (NAIA)
  - National Junior College Athletic Association (NJCAA)
  - United States Collegiate Athletic Association (USCAA)
  - National Christian College Athletic Association (NCCAA)
  - Other

**2. If this institution is a member of the NCAA or NAIA, specify the conference FOR EACH SPORT using the pull down menu.**

Sport	NCAA or NAIA member		Conference
Football	<input type="radio"/> No	<input checked="" type="radio"/> Yes-Specify	Empire Eight
Basketball	<input type="radio"/> No	<input checked="" type="radio"/> Yes-Specify	State University of New York Ath Conf
Baseball	<input type="radio"/> No	<input checked="" type="radio"/> Yes-Specify	State University of New York Ath Conf
Cross country and/or track	<input type="radio"/> No	<input checked="" type="radio"/> Yes-Specify	State University of New York Ath Conf

**Summary****Institutional Characteristics Component Summary  
Academic Year Reporters**

IPEDS collects important information regarding your institution. All data reported in IPEDS survey components become available in the IPEDS Data Center and appear as aggregated data in various Department of Education reports. Additionally, some of the reported data appears specifically for your institution through the College Navigator website and is included in your institution's Data Feedback Report (DFR). The purpose of this summary is to provide you an opportunity to view some of the data that, when accepted through the IPEDS quality control process, will appear on the College Navigator website and/or your DFR. College Navigator is updated approximately three months after the data collection period closes and Data Feedback Reports will be available through the [Data Center](#) and sent to your institution's CEO in November 2016.

Please review your data for accuracy. If you have questions about the data displayed below after reviewing the data reported on the survey screens, please contact the IPEDS Help Desk at: 1-877-225-2568 or [ipedshelp@rti.org](mailto:ipedshelp@rti.org).

**GENERAL INFORMATION**

Mission Statement	<a href="http://www2.cortland.edu/about/mission-statement/">http://www2.cortland.edu/about/mission-statement/</a>
Are all the programs at your institution offered completely via distance education?	No
Special Learning Opportunities	ROTC (Army Air Force) Study abroad Teacher certification (below the postsecondary level)
Student Services	Remedial services Academic/career counseling services Employment services for current students Placement services for program completers On-campus day care for children of students
Credit Accepted	Dual credit (college credit earned while in high school) Advanced placement (AP) credits
Undergraduate students enrolled who are formally registered with office of disability services	7%

**PRICING INFORMATION**

Estimated expenses for academic year for full-time, first-time students		2012-13	2013-14	2014-15	2015-16
	In-district tuition and fees	\$6,942	\$7,327	\$7,719	\$8,050
	In-state tuition and fees	\$6,942	\$7,327	\$7,719	\$8,050
	Out-of-state tuition and fees	\$16,192	\$16,777	\$17,369	\$17,900
	Books and supplies	\$1,000	\$1,000	\$1,000	\$1,000
	On-campus room and board	\$11,430	\$11,790	\$12,040	\$12,200
	On-campus other expenses	\$2,468	\$2,517	\$2,660	\$2,704
	Off-campus room and board	\$11,430	\$11,790	\$12,040	\$12,200
	Off-campus other expenses	\$2,468	\$2,517	\$2,660	\$2,704
	Off-campus with family other expenses	\$2,868	\$2,917	\$3,060	\$3,104
Average undergraduate student tuition and fees for academic year 2015-16		Tuition		Fees	
	In-district	\$6,470		\$1,580	
	In-state	\$6,470		\$1,580	
	Out-of-state	\$16,320		\$1,580	
Average graduate student tuition and fees for academic year 2015-16		Tuition		Fees	
	In-district	\$10,870		\$1,580	
	In-state	\$10,870		\$1,580	
	Out-of-state	\$22,210		\$1,580	
Alternative tuition plans	Tuition payment plan				

**Institutional Characteristics**

SUNY College at Cortland (196149)

**There are no errors for the selected survey and institution.**