

Institution: SUNY College at Cortland (196149)

User ID: P1961492

Completions Overview

Welcome to the IPEDS Completions survey component. The Completions component is one of several IPEDS components that is conducted during the Fall data collection period. It collects the number of degrees and certificates awarded by field of study, level of award, race/ethnicity, and gender. The reporting period for the Completions component is during the 12-month time period beginning July 1 of the previous calendar year and ending June 30 of the current calendar year; therefore, for this year's Completions component, the reporting period is between July 1, 2014 and June 30, 2015. The Completions component is also collecting the number of students (e.g., completers) who earned awards between July 1, 2014 and June 30, 2015.

Completions Common Errors

Some common completions component errors include the following:

- Including award levels on your current year Completions that were not reported on your previous year's (PY) Institutional Characteristics (IC). [Award levels in the PY IC component cannot be changed; therefore, contact the IPEDS Help Desk at 1-877-225-2568 if you need assistance.]
- Forgetting to select CIP codes for new programs of study that are offered by the institution, but do not have completions for the reporting period.
- Forgetting to enter in zero in at least one of the cells for CIP codes that do not have completions.

Recent Changes

- The following question on **distance education** has been added to the bottom of each individual "CIP Data" screen:
"Is this program offered as a distance education program?"
- The following two screens, which collect data specifically on students were added to this component, beginning in the 2013-14 survey year:
 - **"All Completers"** - Collects the number of students who earned an award between July 1, 2014 and June 30, 2015 by gender and race/ethnicity. (The intent of this screen is to collect an **unduplicated count** of total numbers of completers.)
 - **"Completers by Level"** - Collects the number of students who earned an award between July 1, 2014 and June 30, 2015 by award level and 1) by gender; 2) by race/ethnicity; and 3) by age.
- The definition for Post-baccalaureate Certificate has changed slightly for the 2015-16 collection. The new definition is as follows: **An award that requires completion of an organized program of study beyond the bachelor's. It is designed for persons who have completed a baccalaureate degree, but does not meet the requirements of a master's degree.**

NOTE: Even though Teacher Preparation certificate programs may require a bachelor's degree for admission, they are considered sub-baccalaureate undergraduate programs, and students in these programs are undergraduate students.

General Information

CIP Codes:

The [CIP 2010 Website](#) includes a list of new CIP codes, a list of deleted CIP codes, a list of moved CIP Codes, and an online crosswalk of the 2000 CIP and 2010 CIP.

The Resources Page of the CIP 2010 website contains many valuable resources including:

- CIP 2010 Manual and copies of previous editions of the CIP Manual
- Crosswalk between the 2000 CIP codes and the 2010 CIP codes in Excel format

Keep in mind that some information provided by institutions on the Completions component appear in the [College Navigator](#), which is a major tool used by consumers searching for information about postsecondary education. It is therefore vitally important that you include accurate information about your institution.

Survey materials can be downloaded using the following link: [Survey Materials](#).

The prior year revision system can be accessed using the following link: [Prior Year Revision System](#)

Completions CIP Data

CIPCODE	Award Level	Major	Gender	Non Resident Alien	Hispanic / Latino	American Indian or Alaska Native	Asian	Black or African American	Native Hawaiian or Other Pacific Islander	White	Two or more Races	Race/ ethnicity unknown	Total	distance education program	
05.0102 American/United States Studies/Civilization	6 - Postbaccalaureate certificates	1	Men	0	0	0	0	0	0	0	0	0	0		
			Women	0	0	0	0	0	0	0	0	0	0		
			Total	0	0	0	0	0	0	0	0	0	0	No	
05.0201 African-American/Black Studies	5 - Bachelor's degree	1	Men	0	0	0	0	0	0	0	1	0	1		
			Women	0	0	0	0	2	0	0	0	0	0	2	
			Total	0	0	0	0	2	0	0	1	0	0	3	No
05.0201 African-American/Black Studies	5 - Bachelor's degree	2	Men	0	0	0	0	0	0	0	0	0	0		
			Women	0	0	0	0	0	0	0	0	0	0	0	
			Total	0	0	0	0	0	0	0	0	0	0	0	No
09.0101 Speech Communication and Rhetoric	5 - Bachelor's degree	1	Men	0	5	0	0	3	0	25	0	3	36		
			Women	0	7	0	2	0	58	1	10	78			
			Total	0	12	0	2	3	0	83	1	13	114	No	
09.0101 Speech Communication and Rhetoric	5 - Bachelor's degree	2	Men	0	0	0	0	0	0	0	0	0	0		
			Women	0	1	0	0	1	0	5	0	0	7		
			Total	0	1	0	0	1	0	5	0	0	7	No	
09.0702 Digital Communication and Media/Multimedia	5 - Bachelor's degree	1	Men	0	0	0	1	0	0	4	1	3	9		
			Women	0	0	0	0	1	1	0	0	0	2		
			Total	0	0	0	1	1	1	4	1	3	11	No	
09.0702 Digital Communication and Media/Multimedia	5 - Bachelor's degree	2	Men	0	0	0	0	0	0	0	0	0	0		
			Women	0	0	0	0	0	1	0	0	0	1		
			Total	0	0	0	0	0	0	1	0	0	1	No	
13.0408 Elementary and Middle School Administration/Principalship	8 - Post-Master's certificates	1	Men	0	0	0	0	0	0	10	0	0	10		
			Women	0	0	0	0	0	0	20	0	0	20		
			Total	0	0	0	0	0	0	30	0	0	30	No	
13.0411 Superintendency and Educational System Administration	8 - Post-Master's certificates	1	Men	0	0	0	0	0	0	4	0	0	4		
			Women	0	0	0	0	0	0	0	0	0	0		
			Total	0	0	0	0	0	0	4	0	0	4	No	
13.1012 Education/Teaching of Individuals with Speech or Language Impairments	5 - Bachelor's degree	1	Men	0	0	0	0	0	0	0	0	0	0		
			Women	0	0	0	0	0	0	11	0	1	12		
			Total	0	0	0	0	0	0	11	0	1	12	No	
13.1017 Education/Teaching of Individuals in Elementary Special Education Programs	5 - Bachelor's degree	1	Men	0	0	0	0	0	0	3	0	2	5		
			Women	0	1	0	1	2	0	13	0	5	22		
			Total	0	1	0	1	2	0	16	0	7	27	No	
13.1017 Education/Teaching of Individuals in Elementary Special Education Programs	7 - Master's degree	1	Men	0	0	0	0	0	0	6	0	0	6		
			Women	1	0	0	1	1	0	26	0	0	29		
			Total	1	0	0	1	1	0	32	0	0	35	No	
13.1202 Elementary Education and Teaching	5 - Bachelor's degree	1	Men	0	3	0	0	0	0	7	0	3	13		
			Women	0	6	0	1	1	0	127	3	17	155		
			Total	0	9	0	1	1	0	134	3	20	168	No	

CIPCODE	Award Level	Major	Gender	Non Resident Alien	Hispanic / Latino	American Indian or Alaska Native	Asian	Black or African American	Native Hawaiian or Other Pacific Islander	White	Two or more Races	Race/ ethnicity unknown	Total	distance education program
13.1202 Elementary Education and Teaching	7 - Master's degree	1	Men	0	0	0	0	0	0	5	0	0	5	
			Women	0	0	0	0	0	0	11	0	0	11	
			Total	0	0	0	0	0	0	16	0	0	16	No
13.1210 Early Childhood Education and Teaching	5 - Bachelor's degree	1	Men	0	0	0	0	0	0	0	0	0	0	
			Women	0	4	0	0	0	0	14	0	1	19	
			Total	0	4	0	0	0	0	14	0	1	19	No
13.1305 English/Language Arts Teacher Education	5 - Bachelor's degree	1	Men	0	0	0	0	0	0	1	0	0	1	
			Women	0	1	0	0	0	0	2	0	2	5	
			Total	0	1	0	0	0	0	3	0	2	6	No
13.1305 English/Language Arts Teacher Education	7 - Master's degree	1	Men	0	0	0	1	0	0	1	0	0	2	
			Women	0	0	0	0	0	0	4	0	0	4	
			Total	0	0	0	1	0	0	5	0	0	6	No
13.1307 Health Teacher Education	5 - Bachelor's degree	1	Men	0	0	0	0	0	0	0	0	0	0	
			Women	0	1	0	0	0	0	4	0	1	6	
			Total	0	1	0	0	0	0	4	0	1	6	No
13.1307 Health Teacher Education	7 - Master's degree	1	Men	1	0	0	0	0	0	19	0	0	20	
			Women	0	0	0	0	0	0	25	0	0	25	
			Total	1	0	0	0	0	0	44	0	0	45	No
13.1311 Mathematics Teacher Education	5 - Bachelor's degree	1	Men	0	0	0	0	0	0	5	0	0	5	
			Women	0	1	0	0	0	0	12	0	3	16	
			Total	0	1	0	0	0	0	17	0	3	21	No
13.1311 Mathematics Teacher Education	7 - Master's degree	1	Men	0	0	0	0	0	0	2	0	0	2	
			Women	0	0	0	1	0	0	2	0	0	3	
			Total	0	0	0	1	0	0	4	0	0	5	No
13.1314 Physical Education Teaching and Coaching	5 - Bachelor's degree	1	Men	2	7	0	0	6	0	72	1	6	94	
			Women	0	4	0	1	0	0	31	0	3	39	
			Total	2	11	0	1	6	0	103	1	9	133	No
13.1314 Physical Education Teaching and Coaching	7 - Master's degree	1	Men	0	0	0	0	0	0	15	0	0	15	
			Women	0	0	0	0	0	0	13	0	0	13	
			Total	0	0	0	0	0	0	28	0	0	28	No
13.1315 Reading Teacher Education	7 - Master's degree	1	Men	0	1	0	0	0	0	5	0	0	6	
			Women	0	1	0	0	0	0	44	0	0	45	
			Total	0	2	0	0	0	0	49	0	0	51	No
13.1318 Social Studies Teacher Education	5 - Bachelor's degree	1	Men	0	1	0	0	1	0	12	1	0	15	
			Women	0	2	0	0	0	0	5	0	0	7	
			Total	0	3	0	0	1	0	17	1	0	22	No
13.1318 Social Studies Teacher Education	7 - Master's degree	1	Men	0	0	0	0	0	0	0	0	0	0	
			Women	0	0	0	0	0	0	1	0	0	1	
			Total	0	0	0	0	0	0	1	0	0	1	No
13.1322 Biology Teacher Education	5 - Bachelor's degree	1	Men	0	0	0	0	0	0	0	0	0	0	
			Women	0	0	0	0	0	0	0	0	0	0	
			Total	0	0	0	0	0	0	0	0	0	0	No
13.1322 Biology Teacher Education	7 - Master's degree	1	Men	0	0	0	0	0	0	0	0	0	0	
			Women	0	0	0	0	0	0	1	0	0	1	
			Total	0	0	0	0	0	0	1	0	0	1	No
13.1323		1	Men	0	0	0	0	0	0	1	0	0	1	

CIPCODE	Award Level	Major	Gender	Non Resident Alien	Hispanic / Latino	American Indian or Alaska Native	Asian	Black or African American	Native Hawaiian or Other Pacific Islander	White	Two or more Races	Race/ ethnicity unknown	Total	distance education program
Chemistry Teacher Education	5 - Bachelor's degree		Women	0	0	0	0	0	0	0	0	0	0	
			Total	0	0	0	0	0	0	1	0	0	1	No
13.1323 Chemistry Teacher Education	7 - Master's degree	1	Men	0	0	0	0	0	0	0	0	0	0	
			Women	0	0	0	0	0	0	1	0	0	1	
13.1325 French Language Teacher Education	5 - Bachelor's degree	1	Total	0	0	0	0	0	0	1	0	0	1	No
			Men	0	0	0	0	0	0	0	0	0	0	0
13.1329 Physics Teacher Education	5 - Bachelor's degree	1	Women	0	0	0	0	0	0	2	0	0	2	
			Total	0	0	0	0	0	0	2	0	0	2	No
13.1329 Physics Teacher Education	7 - Master's degree	1	Men	0	0	0	0	0	0	3	0	0	3	
			Women	0	0	0	0	0	0	0	0	1	1	
13.1330 Spanish Language Teacher Education	5 - Bachelor's degree	1	Total	0	0	0	0	0	0	3	0	1	4	No
			Men	0	0	0	0	0	0	1	0	0	1	
13.1337 Earth Science Teacher Education	7 - Master's degree	1	Women	0	3	0	0	0	0	1	0	0	4	
			Total	0	3	0	0	0	0	2	0	0	5	No
13.1338 Environmental Education	7 - Master's degree	1	Men	0	0	0	0	0	0	1	0	0	1	
			Women	0	0	0	0	0	0	2	0	0	2	
13.1401 Teaching English as a Second or Foreign Language/ESL Language Instructor	5 - Bachelor's degree	1	Total	0	0	0	0	0	0	3	0	0	3	
			Men	0	3	0	0	1	0	7	0	0	11	No
13.1401 Teaching English as a Second or Foreign Language/ESL Language Instructor	7 - Master's degree	1	Women	0	0	0	0	0	0	4	0	0	4	
			Total	0	0	0	0	0	0	7	0	0	7	No
16.0901 French Language and Literature	5 - Bachelor's degree	1	Men	0	0	0	0	0	0	0	0	0	0	
			Women	0	0	0	0	0	0	0	0	0	0	0
16.0901 French Language and Literature	5 - Bachelor's degree	2	Total	0	0	0	0	0	0	0	0	0	0	No
			Men	0	0	0	0	0	1	0	0	1		
16.0905 Spanish Language and Literature	5 - Bachelor's degree	1	Women	0	0	0	0	0	0	2	0	0	2	
			Total	0	6	0	0	0	5	0	2	13		
16.0905 Spanish Language and Literature	5 - Bachelor's degree	2	Men	0	8	0	0	0	0	5	0	2	15	No
			Women	0	1	0	0	0	0	4	0	1	6	
23.0101	5 - Bachelor's degree	1	Total	0	1	0	0	0	0	4	0	1	6	
			Men	0	2	0	0	1	0	12	1	1	17	

CIPCODE	Award Level	Major	Gender	Non Resident Alien	Hispanic / Latino	American Indian or Alaska Native	Asian	Black or African American	Native Hawaiian or Other Pacific Islander	White	Two or more Races	Race/ ethnicity unknown	Total	distance education program
English Language and Literature, General			Total	0	3	0	0	1	0	16	1	2	23	No
23.0101 English Language and Literature, General	7 - Master's degree	1	Men	0	0	0	0	0	0	1	0	0	1	
Women			0	0	0	0	0	0	0	1	0	0	1	
Total			0	0	0	0	0	0	0	2	0	0	2	No
23.0101 English Language and Literature, General	5 - Bachelor's degree	2	Men	0	1	0	0	0	0	1	0	0	2	
Women			0	0	0	0	0	0	1	0	0	1		
Total			0	1	0	0	0	0	2	0	0	3	No	
23.1303 Professional, Technical, Business, and Scientific Writing	5 - Bachelor's degree	1	Men	0	0	0	0	0	0	5	1	0	6	
Women			0	0	0	0	0	0	7	0	0	7		
Total			0	0	0	0	0	0	12	1	0	13	No	
23.1303 Professional, Technical, Business, and Scientific Writing	5 - Bachelor's degree	2	Men	0	0	0	0	0	0	1	0	1	2	
Women			0	0	0	0	0	0	0	0	0	0	0	
Total			0	0	0	0	0	0	1	0	1	2	No	
23.9999 English Language and Literature/Letters, Other	5 - Bachelor's degree	1	Men	0	0	0	0	0	0	0	0	0	0	
Women			0	0	0	0	0	0	0	0	0	0	0	
Total			0	0	0	0	0	0	0	0	0	0	0	No
23.9999 English Language and Literature/Letters, Other	5 - Bachelor's degree	2	Men	0	0	0	0	0	0	0	0	0	0	
Women			0	0	0	0	0	0	0	0	0	0	0	
Total			0	0	0	0	0	0	0	0	0	0	0	No
24.0102 General Studies	5 - Bachelor's degree	1	Men	0	2	0	0	0	0	14	0	1	17	
Women			0	4	0	0	2	0	17	0	2	25		
Total			0	6	0	0	2	0	31	0	3	42	No	
26.0101 Biology/Biological Sciences, General	5 - Bachelor's degree	1	Men	0	1	0	0	1	0	15	0	2	19	
Women			0	2	0	1	3	0	16	0	3	25		
Total			0	3	0	1	4	0	31	0	5	44	No	
26.0102 Biomedical Sciences, General	5 - Bachelor's degree	1	Men	0	0	0	0	0	0	1	0	0	1	
Women			0	0	0	0	0	0	4	0	0	4		
Total			0	0	0	0	0	0	5	0	0	5	No	
26.0202 Biochemistry	5 - Bachelor's degree	1	Men	0	0	0	0	0	0	1	0	0	1	
Women			0	0	0	0	0	0	0	0	0	0	0	
Total			0	0	0	0	0	0	1	0	0	1	No	
26.1307 Conservation Biology	5 - Bachelor's degree	1	Men	0	0	0	0	0	0	2	0	0	2	
Women			0	0	0	0	0	0	5	0	0	5		
Total			0	0	0	0	0	0	7	0	0	7	No	
27.0101 Mathematics, General	5 - Bachelor's degree	1	Men	0	2	0	0	0	0	6	0	0	8	
Women			0	1	0	0	0	0	9	0	1	11		
Total			0	3	0	0	0	0	15	0	1	19	No	
27.0101 Mathematics, General	5 - Bachelor's degree	2	Men	0	0	0	0	0	0	0	0	0	0	
Women			0	0	0	0	0	0	0	0	0	0	0	
Total			0	0	0	0	0	0	0	0	0	0	0	No
31.0101 Parks, Recreation and Leisure Studies	5 - Bachelor's degree	1	Men	0	1	0	0	0	0	2	0	0	3	
Women			0	2	0	0	0	0	4	0	0	6		
Total			0	3	0	0	0	0	6	0	0	9	No	

CIPCODE	Award Level	Major	Gender	Non Resident Alien	Hispanic / Latino	American Indian or Alaska Native	Asian	Black or African American	Native Hawaiian or Other Pacific Islander	White	Two or more Races	Race/ ethnicity unknown	Total	distance education program	
40.0601 Geology/Earth Science, General	5 - Bachelor's degree	1	Men	0	0	0	0	0	0	6	0	1	7		
			Women	0	1	0	0	0	3	0	0	4			
			Total	0	1	0	0	0	9	0	1	11	No		
40.0801 Physics, General	5 - Bachelor's degree	1	Men	0	0	0	1	0	0	4	0	0	5		
			Women	0	0	0	0	0	2	0	0	2			
			Total	0	0	0	1	0	6	0	0	7	No		
40.9999 Physical Sciences, Other	7 - Master's degree	1	Men	0	0	0	0	0	0	3	0	0	3		
			Women	0	0	0	0	0	1	0	0	1			
			Total	0	0	0	0	0	4	0	0	4	No		
42.0101 Psychology, General	5 - Bachelor's degree	1	Men	0	0	0	0	2	0	16	1	2	21		
			Women	0	4	1	0	6	0	47	2	5	65		
			Total	0	4	1	0	8	0	63	3	7	86	No	
42.0101 Psychology, General	5 - Bachelor's degree	2	Men	0	0	0	0	0	0	1	0	0	1		
			Women	0	0	0	0	0	0	0	0	0	0	0	
			Total	0	0	0	0	0	0	1	0	0	1	No	
44.0201 Community Organization and Advocacy	5 - Bachelor's degree	1	Men	0	1	0	0	0	0	0	0	0	1		
			Women	0	0	0	0	2	0	5	0	1	8		
			Total	0	1	0	0	2	0	5	0	1	9	No	
45.0201 Anthropology	5 - Bachelor's degree	1	Men	0	1	0	0	0	0	1	0	0	2		
			Women	0	0	0	0	0	0	3	0	0	3		
			Total	0	1	0	0	0	0	4	0	0	5	No	
45.0301 Archeology	5 - Bachelor's degree	1	Men	0	0	0	0	0	0	0	0	0	0		
			Women	0	0	0	0	0	0	2	0	0	2		
			Total	0	0	0	0	0	0	2	0	0	2	No	
45.0301 Archeology	5 - Bachelor's degree	2	Men	0	0	0	0	0	0	0	0	0	0		
			Women	0	0	0	0	0	0	1	0	0	1		
			Total	0	0	0	0	0	0	1	0	0	1	No	
45.0401 Criminology	5 - Bachelor's degree	1	Men	0	4	0	0	0	0	25	1	5	35		
			Women	0	0	0	0	0	0	14	1	0	15		
			Total	0	4	0	0	0	0	39	2	5	50	No	
45.0401 Criminology	5 - Bachelor's degree	2	Men	0	0	0	0	0	0	0	0	0	0		
			Women	0	0	0	0	0	0	0	0	0	0	0	
			Total	0	0	0	0	0	0	0	0	0	0	0	No
45.0601 Economics, General	5 - Bachelor's degree	1	Men	0	0	0	0	0	0	1	0	1	2		
			Women	0	0	0	0	0	0	2	0	0	2		
			Total	0	0	0	0	0	0	3	0	1	4	No	
45.0601 Economics, General	5 - Bachelor's degree	2	Men	0	0	0	0	0	0	0	0	0	0		
			Women	0	1	0	0	0	0	0	0	0	1		
			Total	0	1	0	0	0	0	0	0	0	1	No	
45.0701 Geography	5 - Bachelor's degree	1	Men	0	0	0	0	0	0	0	0	0	0		
			Women	0	0	0	0	0	0	0	0	0	0	0	
			Total	0	0	0	0	0	0	0	0	0	0	0	No
45.0701 Geography	5 - Bachelor's degree	2	Men	0	0	0	0	0	0	0	0	0	0		
			Women	0	0	0	0	0	0	0	0	0	0	0	
			Total	0	0	0	0	0	0	0	0	0	0	0	No
45.0702		1	Men	1	0	0	0	0	0	6	0	1	8		

CIPCODE	Award Level	Major	Gender	Non Resident Alien	Hispanic / Latino	American Indian or Alaska Native	Asian	Black or African American	Native Hawaiian or Other Pacific Islander	White	Two or more Races	Race/ ethnicity unknown	Total	distance education program
Geographic Information Science and Cartography	5 - Bachelor's degree		Women	0	0	0	0	0	0	0	0	0	0	
			Total	1	0	0	0	0	0	6	0	1	8	No
45.0901 International Relations and Affairs	5 - Bachelor's degree	1	Men	0	1	0	0	1	0	0	0	0	2	
			Women	0	2	0	0	0	0	9	0	0	11	
			Total	0	3	0	0	1	0	9	0	0	13	No
45.0901 International Relations and Affairs	5 - Bachelor's degree	2	Men	0	0	0	0	0	0	0	0	0	0	
			Women	0	0	0	0	0	0	0	0	0	0	
			Total	0	0	0	0	0	0	0	0	0	0	No
45.1001 Political Science and Government, General	5 - Bachelor's degree	1	Men	0	0	0	0	1	0	12	0	0	13	
			Women	0	1	0	0	2	0	9	0	0	12	
			Total	0	1	0	0	3	0	21	0	0	25	No
45.1001 Political Science and Government, General	5 - Bachelor's degree	2	Men	0	0	0	0	0	0	1	0	0	1	
			Women	0	0	0	0	0	0	2	0	0	2	
			Total	0	0	0	0	0	0	3	0	0	3	No
45.1101 Sociology	5 - Bachelor's degree	1	Men	0	1	0	0	0	0	7	0	1	9	
			Women	0	4	0	0	6	0	25	1	4	40	
			Total	0	5	0	0	6	0	32	1	5	49	No
45.1101 Sociology	5 - Bachelor's degree	2	Men	0	0	0	0	0	0	0	0	0	0	
			Women	0	1	0	0	0	0	1	0	0	2	
			Total	0	1	0	0	0	0	1	0	0	2	No
50.0102 Digital Arts	5 - Bachelor's degree	1	Men	0	1	0	0	1	0	6	0	0	8	
			Women	0	0	0	0	0	0	6	0	1	7	
			Total	0	1	0	0	1	0	12	0	1	15	No
50.0102 Digital Arts	5 - Bachelor's degree	2	Men	0	0	0	0	0	0	0	0	0	0	
			Women	0	0	0	0	0	0	0	0	0	0	
			Total	0	0	0	0	0	0	0	0	0	0	No
50.0509 Musical Theatre	5 - Bachelor's degree	1	Men	0	1	0	0	0	0	2	0	0	3	
			Women	0	0	0	0	0	0	4	0	0	4	
			Total	0	1	0	0	0	0	6	0	0	7	No
50.0701 Art/Art Studies, General	5 - Bachelor's degree	1	Men	0	0	0	0	0	0	0	0	1	1	
			Women	1	2	0	0	0	0	5	0	1	9	
			Total	1	2	0	0	0	0	5	0	2	10	No
50.0701 Art/Art Studies, General	5 - Bachelor's degree	2	Men	0	0	0	0	0	0	0	0	0	0	
			Women	0	0	0	0	0	0	1	0	0	1	
			Total	0	0	0	0	0	0	1	0	0	1	No
50.0702 Fine/Studio Arts, General	5 - Bachelor's degree	1	Men	0	0	0	0	0	0	1	0	0	1	
			Women	0	0	0	0	0	0	0	0	0	0	
			Total	0	0	0	0	0	0	1	0	0	1	No
51.0201 Communication Sciences and Disorders, General	7 - Master's degree	1	Men	0	0	0	0	0	0	0	0	0	0	
			Women	0	1	0	0	0	0	11	0	0	12	
			Total	0	1	0	0	0	0	11	0	0	12	No
51.0204 Audiology/Audiologist and Speech-Language Pathology/Pathologist	5 - Bachelor's degree	1	Men	0	1	0	0	0	0	1	0	0	2	
			Women	0	3	0	0	0	0	44	0	5	52	
			Total	0	4	0	0	0	0	45	0	5	54	No
51.0913		1	Men	1	1	0	0	1	0	6	0	3	12	

CIPCODE	Award Level	Major	Gender	Non Resident Alien	Hispanic / Latino	American Indian or Alaska Native	Asian	Black or African American	Native Hawaiian or Other Pacific Islander	White	Two or more Races	Race/ ethnicity unknown	Total	distance education program
Athletic Training/Trainer	5 - Bachelor's degree		Women	0	1	0	0	1	0	6	0	1	9	
			Total	1	2	0	0	2	0	12	0	4	21	No
51.2208 Community Health and Preventive Medicine	5 - Bachelor's degree	1	Men	0	1	0	0	1	0	4	0	1	7	
			Women	0	4	0	0	1	0	22	0	5	32	
			Total	0	5	0	0	2	0	26	0	6	39	No
51.2208 Community Health and Preventive Medicine	7 - Master's degree	1	Men	0	0	0	0	0	0	0	0	0	0	
			Women	0	2	0	0	0	0	8	0	0	10	
			Total	0	2	0	0	0	0	8	0	0	10	No
51.2309 Therapeutic Recreation/Recreational Therapy	5 - Bachelor's degree	1	Men	0	0	0	0	0	0	1	0	0	1	
			Women	0	0	0	0	0	0	11	0	2	13	
			Total	0	0	0	0	0	0	12	0	2	14	No
52.0601 Business/Managerial Economics	5 - Bachelor's degree	1	Men	1	6	1	1	0	0	47	2	9	67	
			Women	0	1	0	1	0	0	24	0	5	31	
			Total	1	7	1	2	0	0	71	2	14	98	No
52.0601 Business/Managerial Economics	5 - Bachelor's degree	2	Men	0	0	0	0	0	0	1	0	0	1	
			Women	0	0	0	0	0	0	0	0	0	0	
			Total	0	0	0	0	0	0	1	0	0	1	No
52.9999 Business, Management, Marketing, and Related Support Services, Other	7 - Master's degree	1	Men	0	0	0	0	0	0	0	0	0	0	
			Women	0	0	0	0	0	0	0	0	0	0	
			Total	0	0	0	0	0	0	0	0	0	0	No
54.0101 History, General	5 - Bachelor's degree	1	Men	0	3	0	0	0	0	18	0	2	23	
			Women	0	1	0	0	0	0	7	1	0	9	
			Total	0	4	0	0	0	0	25	1	2	32	No
54.0101 History, General	7 - Master's degree	1	Men	0	0	0	0	0	0	2	0	0	2	
			Women	0	0	0	0	0	0	2	0	0	2	
			Total	0	0	0	0	0	0	4	0	0	4	No
54.0101 History, General	5 - Bachelor's degree	2	Men	0	1	0	0	1	0	13	1	0	16	
			Women	0	1	0	0	0	0	6	0	0	7	
			Total	0	2	0	0	1	0	19	1	0	23	No

Completions: total by first major

99.0000 Summary Grand Totals	Award Level	Nonresident alien	Hispanic Latino	American Indian or Alaska Native	Asian	Black or African American	Native Hawaiian or Other Pacific Islander	White	Two or more Races	Race/ethnicity unknown	Total	PY Total
Bachelor's degree	5											
Men		8	65	1	4	28	0	488	15	65	674	706
Women		1	79	1	9	33	1	678	11	96	909	919
Total		9	144	2	13	61	1	1166	26	161	1583	1625
Postbaccalaureate certificates	6											
Men		0	0	0	0	0	0	0	0	0	0	0
Women		0	0	0	0	0	0	0	0	0	0	0
Total		0	0	0	0	0	0	0	0	0	0	0
Master's degree	7											
Men		11	2	1	1	1	0	96	1	0	113	129
Women		3	4	0	2	1	0	179	0	0	189	185
Total		14	6	1	3	2	0	275	1	0	302	314
Post-Master's certificates	8											
Men		0	0	0	0	0	0	14	0	0	14	14
Women		0	0	0	0	0	0	20	0	0	20	20
Total		0	0	0	0	0	0	34	0	0	34	34

Grand Total Men		19	67	2	5	29	0	598	16	65	801	849
Grand Total Women		4	83	1	11	34	1	877	11	96	1118	1124
Grand Total		23	150	3	16	63	1	1475	27	161	1919	1973

PY Grand Total Men		10	46	4	13	31	0	660	8	77		849
PY Grand Total Women		9	67	5	7	17	0	875	14	130		1124
PY Grand Total		19	113	9	20	48	0	1535	22	207		1973

Completions: total by second major

99.0000 Summary Grand Totals	Award Level	Nonresident alien	Hispanic Latino	American Indian or Alaska Native	Asian	Black or African American	Native Hawaiian or Other Pacific Islander	White	Two or more Races	Race/ethnicity unknown	Total	PY Total
Bachelor's degree	5											
Men		0	2	0	0	1	0	21	1	1	26	25
Women		0	5	0	0	1	0	24	0	1	31	25
Total		0	7	0	0	2	0	45	1	2	57	50

Grand Total Men		0	2	0	0	1	0	21	1	1	26	25
Grand Total Women		0	5	0	0	1	0	24	0	1	31	25
Grand Total		0	7	0	0	2	0	45	1	2	57	50

PY Grand Total Men		0	0	0	0	1	0	23	0	1		25
PY Grand Total Women		0	1	0	0	2	0	21	0	1		25
PY Grand Total		0	1	0	0	3	0	44	0	2		50

All Completers

Institutions must report the following information. (Some data will be pre-populated from the completions by CIP code data.)

All Completers

Number of students by gender and race and ethnicity earning an award between July 1, 2014 and June 30, 2015. Count each student only once, regardless of how many awards he/she earned. The intent of this screen is to collect an unduplicated count of total numbers of *completers*.

- Report Hispanic/Latino individuals of any race as Hispanic/Latino
- Report race for non-Hispanic/Latino individuals only

	Men		Women		Total Students
	Number of Students	Total Awards	Number of Students	Total Awards	
<u>Nonresident alien</u>	19	19	4	4	23
<u>Hispanic/Latino</u>	66	67	81	83	147
<u>American Indian or Alaska Native</u>	2	2	1	1	3
<u>Asian</u>	5	5	11	11	16
<u>Black or African American</u>	29	29	34	34	63
<u>Native Hawaiian or Other Pacific Islander</u>		0	1	1	1
<u>White</u>	597	598	869	877	1,466
<u>Two or more races</u>	16	16	10	11	26
<u>Race and ethnicity unknown</u>	65	65	94	96	159
TOTAL	799	801	1,105	1,118	1,904
PY TOTAL	848		1,110		1,958

Completers by Level

Institutions must report the following information. This screen will be shown for each of the following award categories for which completions have been reported:

- Less than 1-year certificates
- At least 1 but less than 4-year certificates
- Associate's degrees
- Bachelor's degrees
- Master's degrees
- Doctor's degrees
- Postbaccalaureate and post-master's certificates

Bachelor's degrees

Number of students by gender, by race and ethnicity, and by age earning this award between July 1, 2014 and June 30, 2015. Each student should be counted once per award level. For example, if a student earned a master's degree and a doctor's degree, he/she should be counted once in master's and once in doctor's. A student earning two master's degrees should be counted only once.

- Report Hispanic/Latino individuals of any race as Hispanic/Latino
- Report race for non-Hispanic/Latino individuals only


	Number of Students	Total Awards
By Gender		
Men	672	674
Women	896	909
TOTAL	1,568	1,583
PY TOTAL	1,610	

By Race/Ethnicity

<u>Nonresident alien</u>	9	9
<u>Hispanic/Latino</u>	141	144
<u>American Indian or Alaska Native</u>	2	2
<u>Asian</u>	13	13
<u>Black or African American</u>	61	61
<u>Native Hawaiian or Other Pacific Islander</u>	1	1

<u>White</u>	<input type="text" value="1,157"/>	1,166
Two or more races	<input type="text" value="25"/>	26
<u>Race and ethnicity unknown</u>	<input type="text" value="159"/>	161
TOTAL	1,568	1,583



 **By Age**

Under 18	<input type="text" value="0"/>	
18-24	<input type="text" value="1,423"/>	
25-39	<input type="text" value="135"/>	
40 and Above	<input type="text" value="10"/>	
Age Unknown	<input type="text" value="0"/>	
TOTAL	1,568	1,583

Completers by Level

Institutions must report the following information. This screen will be shown for each of the following award categories for which completions have been reported:

- Less than 1-year certificates
- At least 1 but less than 4-year certificates
- Associate's degrees
- Bachelor's degrees
- Master's degrees
- Doctor's degrees
- Postbaccalaureate and post-master's certificates

Master's degrees

Number of students by gender, by race and ethnicity, and by age earning this award between July 1, 2014 and June 30, 2015. Each student should be counted once per award level. For example, if a student earned a master's degree and a doctor's degree, he/she should be counted once in master's and once in doctor's. A student earning two master's degrees should be counted only once.

- Report Hispanic/Latino individuals of any race as Hispanic/Latino
- Report race for non-Hispanic/Latino individuals only


	Number of Students	Total Awards
By Gender		
Men	<input type="text" value="113"/>	113
Women	<input type="text" value="189"/>	189
TOTAL	302	302
PY TOTAL	314	

By Race/Ethnicity

<u>Nonresident alien</u>	<input type="text" value="14"/>	14
<u>Hispanic/Latino</u>	<input type="text" value="6"/>	6
<u>American Indian or Alaska Native</u>	<input type="text" value="1"/>	1
<u>Asian</u>	<input type="text" value="3"/>	3
<u>Black or African American</u>	<input type="text" value="2"/>	2
<u>Native Hawaiian or Other Pacific Islander</u>	<input type="text" value="0"/>	0

<u>White</u>	<input type="text" value="275"/>	275
Two or more races	<input type="text" value="1"/>	1
<u>Race and ethnicity unknown</u>	<input type="text" value="0"/>	0
TOTAL	302	302



 **By Age**

Under 18	<input type="text" value="0"/>	
18-24	<input type="text" value="82"/>	
25-39	<input type="text" value="209"/>	
40 and Above	<input type="text" value="11"/>	
Age Unknown	<input type="text" value="0"/>	
TOTAL	302	302

Completers by Level

Institutions must report the following information. This screen will be shown for each of the following award categories for which completions have been reported:

- Less than 1-year certificates
- At least 1 but less than 4-year certificates
- Associate's degrees
- Bachelor's degrees
- Master's degrees
- Doctor's degrees
- Postbaccalaureate and post-master's certificates

Postbaccalaureate and post-master's certificates

Number of students by gender, by race and ethnicity, and by age earning this award between July 1, 2014 and June 30, 2015. Each student should be counted once per award level. For example, if a student earned a master's degree and a doctor's degree, he/she should be counted once in master's and once in doctor's. A student earning two master's degrees should be counted only once.

- Report Hispanic/Latino individuals of any race as Hispanic/Latino
- Report race for non-Hispanic/Latino individuals only


	Number of Students	Total Awards
By Gender		
Men	<input type="text" value="14"/>	14
Women	<input type="text" value="20"/>	20
TOTAL	34	34
PY TOTAL	34	

By Race/Ethnicity

<u>Nonresident alien</u>	<input type="text" value="0"/>	0
<u>Hispanic/Latino</u>	<input type="text" value="0"/>	0
<u>American Indian or Alaska Native</u>	<input type="text" value="0"/>	0
<u>Asian</u>	<input type="text" value="0"/>	0
<u>Black or African American</u>	<input type="text" value="0"/>	0
<u>Native Hawaiian or Other Pacific Islander</u>	<input type="text" value="0"/>	0

<u>White</u>	<input type="text" value="34"/>	34
Two or more races	<input type="text" value="0"/>	0
<u>Race and ethnicity unknown</u>	<input type="text" value="0"/>	0
TOTAL	34	34



 **By Age**

Under 18	<input type="text" value="0"/>	
18-24	<input type="text" value="0"/>	
25-39	<input type="text" value="21"/>	
40 and Above	<input type="text" value="13"/>	
Age Unknown	<input type="text" value="0"/>	
TOTAL	34	34

Summary

IPEDS collects important information regarding your institution. All data reported in IPEDS survey components become available in the IPEDS Data Center and appear as aggregated data in various Department of Education reports. Additionally, some of the reported data appears specifically for your institution through the College Navigator website and is included in your institution's Data Feedback Report (DFR). The purpose of this summary is to provide you an opportunity to view some of the data that, when accepted through the IPEDS quality control process, will appear on the College Navigator website and/or your DFR. College Navigator is updated approximately three months after the data collection period closes and Data Feedback Reports will be available through the [Data Center](#) and sent to your institution's CEO in November 2016.

Please review your data for accuracy. If you have questions about the data displayed below after reviewing the data reported on the survey screens, please contact the IPEDS Help Desk at: 1-877-225-2568 or ipedshelp@rti.org.

Summary of Completions Data

Award Level	Number of Completions	
	1 st major	2 nd major
<u>Bachelors degree or equivalent</u>	1,583	57
<u>Postbaccalaureate certificate</u>	0	0
<u>Master's degree</u>	302	0
<u>Post-master's certificate</u>	34	0
Total number of degrees and certificates	1,919	

Summary of Completers Data

	Number of Students		
	Men	Women	Total
All Completers	799	1,105	1,904

Completions

SUNY College at Cortland (196149)

Source	Description	Severity	Resolved	Options
Global Edits				
Perform Edits	Your institution reported in the prior year Institutional Characteristics survey that it offers undergraduate distance education opportunities (courses and/or programs), but you did not respond "Yes" to the distance education program question for any CIP code (award levels 1 to 5). Please correct your data or explain if your institution does not offer full programs via distance education. (Error #10585)	Explanation	Yes	
Reason:	We do not yet offer full programs via distance education.			
Perform Edits	Your institution reported in the prior year Institutional Characteristics survey that it offers graduate distance education opportunities (courses and/or programs), but you did not respond "Yes" to the distance education program question for any CIP code (award levels 6 to 19). Please correct your data or explain if your institution does not offer full programs via distance education. (Error #10587)	Explanation	Yes	
Reason:	We do not yet offer full programs via distance education.			
Perform Edits	Current year completions (22) are outside the expected range when compared to completions reported in the prior year (6) for: Women, 2-digit field (51), award level (7). Please correct your data or explain. (Error #10505)	Explanation	Yes	
Reason:	The counts are correct as reported, due to first graduating class in new Master's program.			
Perform Edits	Current year completions (23) are outside the expected range when compared to completions reported in the prior year (41) for: Men, 2-digit field (54), award level (5). Please correct your data or explain. (Error #10503)	Explanation	Yes	
Reason:	The counts are correct as reported. Number of completers had increased in 2013 and 2014, returned to more normal numbers this year.			